











SPARE PARTS FOR DIESEL FUEL INJECTION PUMPS

Waste pipe set kit Bosch injector systems Common-rail



OUR REF/ APPLICATIONS

- 510118/05** 4 Cyl.ALFA ROMEO 145=146=147=156=FIATBRAVO=BRAVA=MULTIPLA=PUNTO=LANCIA=LYBRA 1.9 JTD Ref/ 0.928.400.317
510118/10 4/8 Cyl.MERCEDES VITO=SPRINTER=S=V2.2/4.0 CDI Ref/ 0.928.402.033 EX 0.928.400.295
510118/15 6 Cyl.MERCEDES S 320 CDI Ref/ 0.928.400.295
510118/20 6 Cyl.BMW 525D=530D=730D=X53.0D Ref/0.928.400.528
510118/25 5 Cyl.LANCIA KAPPA=LYBRA=THESIS=ALFA ROMEO 156=166 2.4 JTD Ref/ 0.928.400.318
510118/30 4 Cyl.ALFA ROMEO 147=156=GT FIAT DOBLO'=IDEA=PUNTO=STILO=STRADA 1.9 JTD Ref/0.928.400.474
510118/35 4 Cyl.FIAT DUCATO 2.8 JTD Ref/0.928.400.381
510118/40 4 Cyl.FIAT DOBLO'=GRANDEPUNTO 1.3 JTD/JTDM=OPEL ASTRA 1.3 CDTI Ref/0.928.400.599
510118/45 4 Cyl.FIAT PANDA PUNTO=DOBLO' 1.3 JTD=LANCIA MUSA=Y 1.3 JTDM=OPEL AGILA=TIGRA 1.3 CDTI Ref/0.928.400.541
510118/50 4 Cyl.FIAT DUCATO 2.3 JTD 11/15/17/18/MAXI 17/20 Ref/ 0.928.400.507
510118/55 5 Cyl.VOLVO S60=S80=V70 II =XC70=XC90 D5 2.4D Ref/ 0.928.400.480
510118/60 8 Cyl.MERCEDES E=G 400 CDI (1 SERIES IS FOR 4 Cyl) Ref/ 0.928.400.413

 		Cod: 56.263 mm3,2x7 LOW PRESSURE TEXTILE	
	Cod: 510270 Applications 1 Way set Original Reference:		Cod: 510271 Applications 2 Ways set Original Reference:
  	310086 600150/13	  	310086 600150/13