




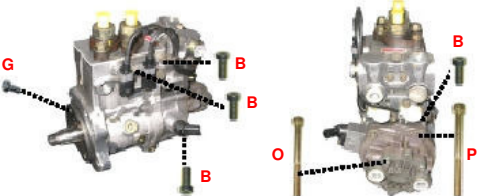




SPARE PARTS FOR DIESEL FUEL INJECTION PUMPS

Common-Rail screws

 <p>A</p> <p>A</p> <p>C</p> <p>B</p> <p>Screw Coming-soon</p>	<p>Identification:</p> <p>A 310600 Cover torx screw B 310600/5 Drv torx screw C 310600/10 Flange torx screw Q 3 element torx screw</p> <p>Applications:</p> <p>PUMP CP1S+CP1K</p>
 <p>D</p> <p>A</p> <p>C</p>	<p>Identification:</p> <p>A 310600 Cover torx screw C 310600/10 Flange torx screw D 310600/30 Drv torx screw</p> <p>Applications:</p> <p>PUMP CP1H</p>
 <p>B</p> <p>D</p> <p>E</p>	<p>Identification:</p> <p>B 310600/5 Cover torx screw E 310600/35 Flange torx screw D 310600/30 Secure valve torx screw</p> <p>Applications:</p> <p>SIEMENS</p>
 <p>L</p> <p>L</p> <p>I</p> <p>N</p> <p>M</p> <p>N</p> <p>CP3 - TECTOR</p>	<p>Identification:</p> <p>I 310600/60 Pa torx screw L 310600/65 Drv torx screw N 310600/75 Flange torx screw M 310600/70 Pa torx screw only Tector</p> <p>Applications:</p> <p>PUMP CP3</p>
 <p>F</p> <p>G</p> <p>H</p>	<p>Identification:</p> <p>F 310600/40 Drv torx screw G 310600/45 Plate torx screw H 310600/50 Head torx screw</p> <p>Applications:</p> <p>PUMP DELPHI</p>
 <p>G</p> <p>B</p> <p>B</p> <p>B</p> <p>O</p> <p>B</p> <p>P</p>	<p>Identification:</p> <p>B 310600/5 Sensor torx screw G 310600/45 Flange torx screw O 310600/80 Pa exagonal screw P 310600/85 Pump gear exagonal screw</p> <p>Applications:</p> <p>PUMP CP2</p>

SPARE PARTS FOR DIESEL FUEL INJECTION PUMPS

Common-Rail screws

	Identification: Coming-soon Applications: DENSO
	Identification: Coming-soon Applications: DENSO
	Identification: Applications:
	Identification: Applications:
	Identification: Applications:
	Identification: Applications: